

ELECTRIC POWERED ORDER PICKING TRUCK

8FBP 0.7 to 1.5 ton

8FBP SERIES

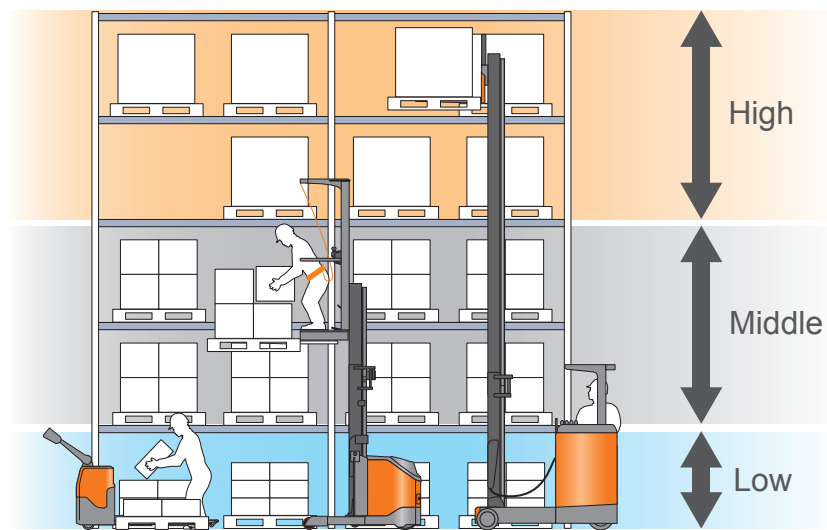


THE PICK FOR A NEW SOLUTION

Get full support for order-picking operations at food warehouses, logistics centers, wholesalers, and a wide range of other distribution sites. Advanced Toyota technology gives rise to the 8FBP Series of dedicated order picking trucks – the ultimate in the quest for picking performance.

Optimized Layout of the Worksite and Equipment

Stored and picked items are grouped according to rack height. This helps improve work efficiency as well as effective use of space.



- High** Storage space for infrequently unloaded items and replenishment items at middle- and low-height spaces. Reach trucks are suited to loading and unloading operation.
- Middle** Order-picking space for slow to moderate-moving items. Order picking trucks suited to order picking at these spaces.
- Low** Order-picking space for fast-moving items. Powered pallet trucks are used for ground conveyance.



FF (Fork Forward) Type **OPT**

PF (Power Unit Forward) Type

Features and equipment may vary depending on market.

TWO STYLES AT THE VANGUARD OF ORDER-PICKING TECHNOLOGY

The PF (Power Unit Forward) type, designed especially for order-picking productivity. The FF (Fork Forward) type, designed with consideration for pallet operations as well. These give you a choice offering ample support for a broad range of needs.

PF_{TYPE}

Power Unit Forward Type

This order picking truck featuring standard power unit forward type is ideal for picking with unimpeded operation.



Together with a design emphasis on productivity for order-picking tasks, the low-height battery hood achieves a wide view to the front during travel.

Model Variation

- 0.7 ton
- 0.9 ton
- 1.0 ton
- 1.5 ton



FF_{TYPE}^{OPT}

Fork Forward Type

The compact layout groups the control equipment near the forks. Along with picking operations, this versatile order picking truck is also suited to palletized load handling.



Along with high-productivity order picking, pallet operations can also be accomplished with the same feeling as a reach truck.

Model Variation

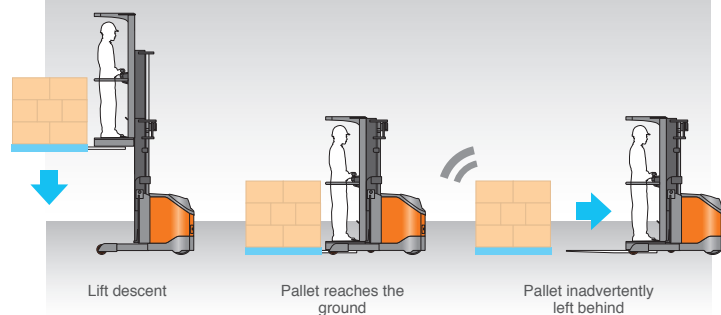
- 0.7 ton
- 0.9 ton
- 1.0 ton
- 1.5 ton

STABLE WORK THROUGH OUTSTANDING OPERABILITY

Along with wide forward visibility, Pre-auto Stop and Auto Pallet Clamp help maintain high work efficiency and ensure stable operations.

COMFORTABLE AND EASY OPERATION

What the Pre-auto Stop Function Helps Prevent



Pre-auto Stop Function

During descent, the forks stop before the pallet touches the floor. This helps to prevent the pallet from slipping off inadvertently.

*The Shockless Descent Stop Function is also available instead of the Pre-auto Stop Function.

Instrument Panel



Steering Wheel


The system keeps the angle of the tires corresponding to the angle of the steering wheel. The small-diameter steering wheel also helps reduce operator fatigue.

Accelerator Grip

The ergonomic grip is designed to fit the hand.


Load-handling Thumb Lever

This finger-fitting lever allows sensitive and easy one-hand operation.



Auto Pallet Clamp

The automatic pallet clamp helps prevent vertical shaking of the pallet. The clamp can be locked and released using a pedal.



Anti-rollback

When the accelerator is released while on a grade, the truck stops and then descends at a constant speed. This helps to ensure operation on slopes.



Reel-type Safety Belt OPT

The self-retracting extensible belt eliminates slack, enabling the operator to engage in a wide range of operations.



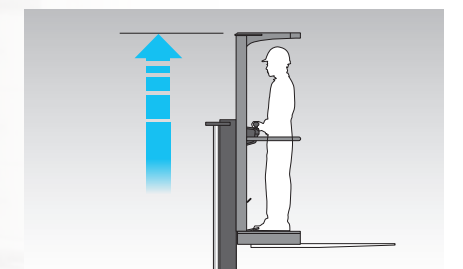
FF (Fork Forward) Type OPT

OUTSTANDING STABILITY



Automatic Vehicle-speed Control

This controls vehicle speed as well as acceleration and deceleration according to lift height, achieving both stable travel and good productivity.


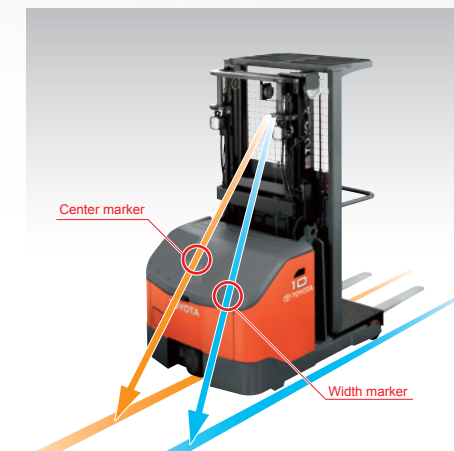


Shockless Ascent Stop

The system reduces the lifting speed near the end of the ascent stroke, reducing jolting when maximum lift height is reached.

Note: Available when the Deluxe Multifunction Display is selected.

OUTSTANDING VISIBILITY



Outstanding Forward Visibility

The low-height battery hood achieves a wide field of view. Center and corner markers help the operator gauge vehicle width when traveling.



Fork Stuck Descent Stop

This detects stuck forks, and warns the operator by visual indicator and sound, thereby ensuring that the platform descends only when the forks are disengaged.

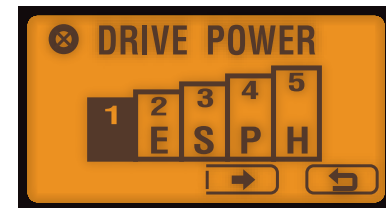
LONG OPERATING TIME AND HIGH-EFFICIENCY OPERATION

The innovative characteristics of AC control achieve long operating time and precise, high-efficiency operation.

HIGH-EFFICIENCY SYSTEMS

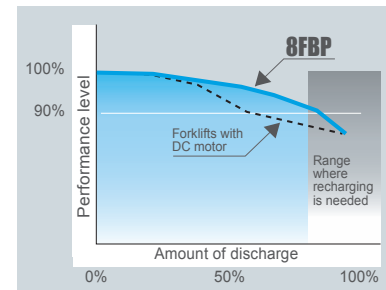
AC Power System

The AC power system enables precise control for a smooth feel during travel and load handling. No need for brush replacement means lower maintenance costs as well.



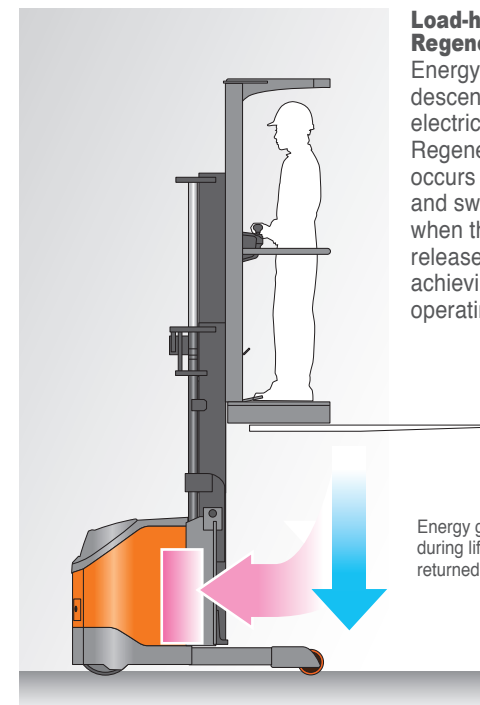
Power-select Function
Both travel and load-handling performance can be customized.* This provides an optimal balance of performance and operating time.

* The picture shows the selection screen for the Deluxe Multifunction Display (option). The standard display offers three power-selection modes.



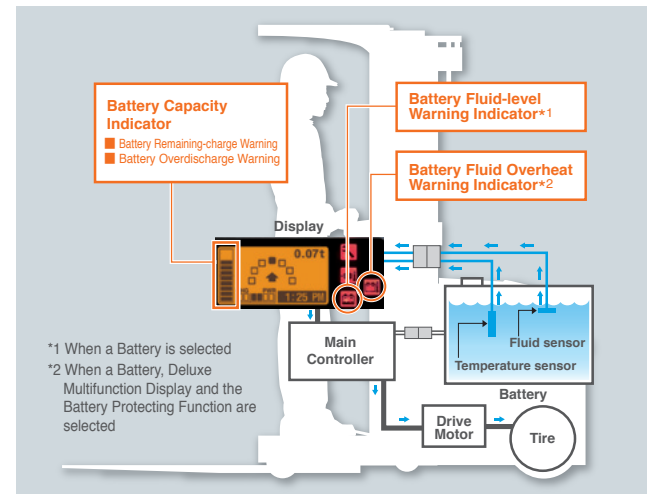
Power-keep Function
This function boosts load-handling and travel performance as the battery charge drops. This lets you can continue efficient operation.

Note: Not available in the H mode.

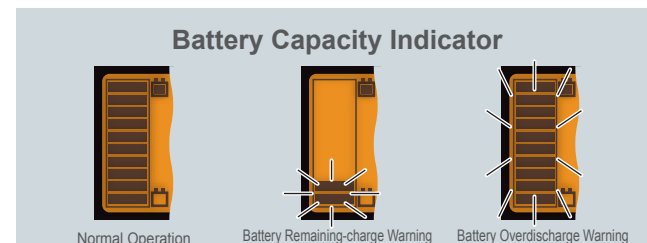


Load-handling Regenerative System
Energy during lift descent generates electrical power. Regeneration also occurs during braking and switchback and when the accelerator is released, thereby achieving longer operating time.

FEATURES TO EXTEND BATTERY LIFE



*1 When a Battery is selected
*2 When a Battery, Deluxe Multifunction Display and the Battery Protecting Function are selected

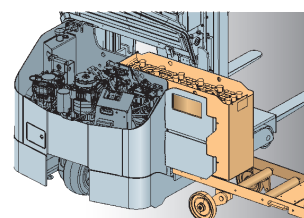


Battery Remaining-charge Warning and Battery Overdischarge Warning
When the battery charge drops, the capacity indicator flashes. If the truck continues to be used at a low battery-charge level, the overdischarge warning flashes and the load-handling performance is limited.

Battery Fluid-level Warning Indicator
This function warns the operator of a battery-fluid shortage. It helps prevent truck usage in a state that can shorten battery life.
Note: Available when a Battery is selected.

Battery Protecting Function OPT
When the battery fluid level is low or the fluid temperature is high, this warns the operator, and also restricts travel performance. This helps prevent battery degradation and ensure a long life.
Note: Available when a Battery and Deluxe Multifunction Display are selected.

EASY BATTERY REPLACEMENT

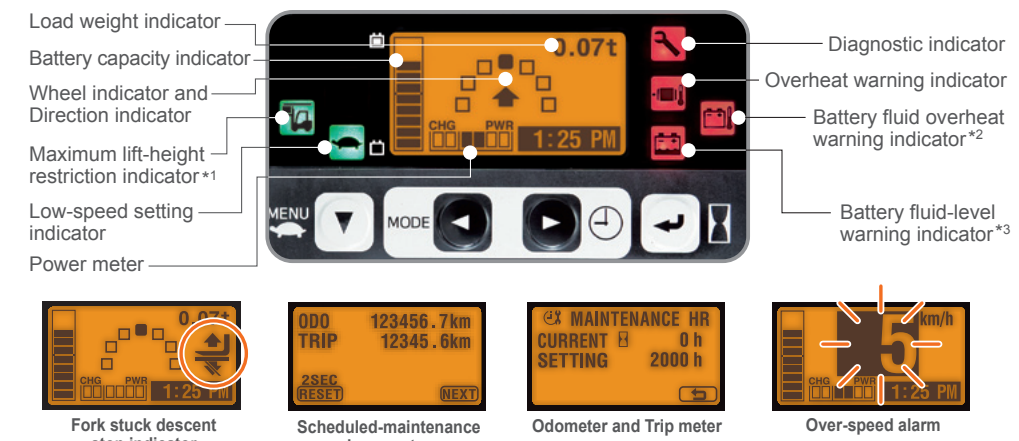


Battery Roll-out OPT
Replacement of the battery can be accomplished by mounting a roller bed on the frame and extracting the battery by sliding it out from the side of the truck.

A WIDE SELECTION OF OPTIONS FOR VERSATILE OPERABILITY

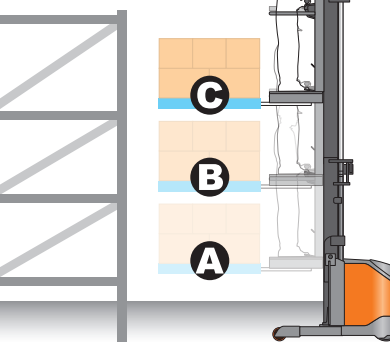

Options are available to suit a diverse range of picking operations. Boost efficiency at your worksite by selecting options.

Deluxe Multifunction Display OPT



*1 When Height Selector is selected. / *2 When a Battery and Battery Protecting Function are selected. / *3 When a Battery is selected.


Standard Display



Height Selector OPT

Automatic Lift-height Positioning
This feature automatically stops the forks at preset positions. It makes operations simple and easy. The lift height can be set at three different positions matched to your worksite.

Maximum Lift-height Restriction
This feature prevents the forks from rising beyond a preset lift height.
Note: Available when Deluxe Multifunction Display is selected.



PIN-code Entry System OPT


A registered Personal Identification Number (PIN) code must be entered to start the truck, preventing use by unauthorized persons. The vehicle settings can be registered, allowing vehicle performance to be tailored for each operator.
Note: Available when Deluxe Multifunction Display is selected.



LED Lights OPT
Power-saving, long-life LED lights are available for the vehicle lights.



Storage Box OPT
This box is handy for stowing documents and other small items.



Guide Wheels OPT
Guide wheels can be installed to enable travel along racks, thereby making for easier steering.

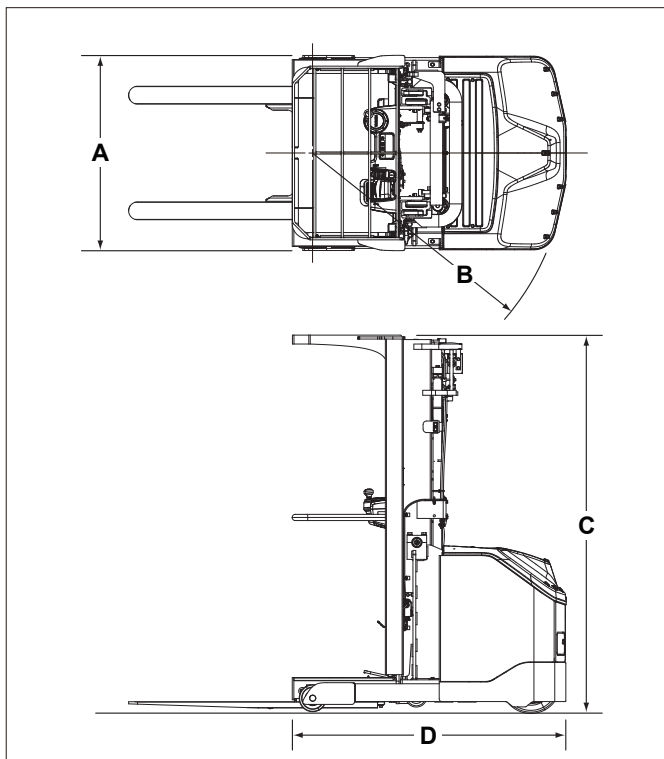
MAIN SPECIFICATIONS

Model		8FBP7	8FBP9	8FBP10	8FBP15
Load Capacity	kg	700	900	1000	1500
Load Center	mm	500	500	600	600
Overall Width	A mm	1090	1090	1090	1090
Turning Radius (outside)	B mm	1420	1420	1420	1520
Overhead Guard Height	C mm	2115	2115	2115	2115
Length to Fork Face	D mm	1535	1535	1535	1645

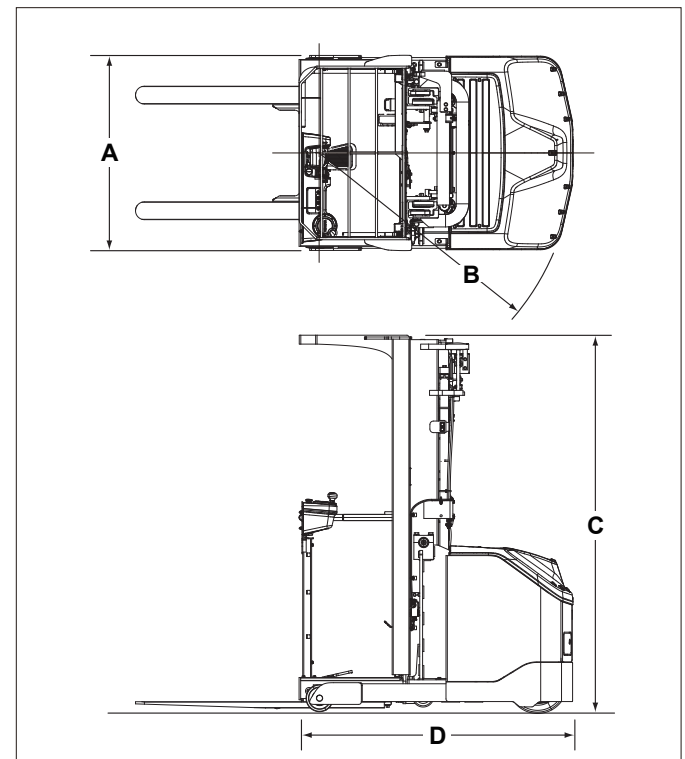
BATTERY AND MOTOR SPECIFICATIONS

Model		8FBP7	8FBP9	8FBP10	8FBP15	
Voltage/Capacity (5-hour ratings)	Min.	V/Ah	48/165	48/201	48/201	48/240
	Max.	V/Ah	48/240	48/240	48/240	48/280
Electric Motors	Drive	kW	4.9	4.9	4.9	4.9
	Load Handling	kW	8.0	8.0	8.0	8.0
	Power Steering	kW	0.26	0.26	0.26	0.26

PF (Power Unit Forward) type



FF (Fork Forward) type OPT



The data in this brochure was determined based on our standard testing conditions. Operating performance may vary depending on the actual specifications and condition of the vehicle, as well as the conditions of the operating area.

Due to photography and printing, the color of actual vehicle may vary from this brochure. Some photos have been computer-enhanced.

Availability and specifications are determined by market and are subject to change without notice.

Safe operation is achieved by proper operator training and proper worksite rules. Please consult your Toyota representative regarding model selection and operator training.

Please consult your Toyota representative for details.

All rights reserved by Toyota Industries Corporation.